

JVC®

The Perfect Experience / —

Three-in-One Video Recorder
MiniDV, DVD Disc and Hard Disk Drive

SR-DVM70

*One-of-a-Kind — Three-in-One Deck Incorporating
MiniDV, HDD and DVD; Packed with Professional Features.*



JVC is proud to introduce an industry first, the brand-new SR-DVM70 three-in-one video recorder. It incorporates the all-digital formats of MiniDV, 160GB HDD, and DVD in a compact package complete with A-D encoding as well as various editing and dubbing capabilities — including 6-way multi-dubbing. Thanks to these advantages, the SR-DVM70 is ideal for both home users and professionals as it makes media duplication and professional archiving of existing analog footage easier than ever.



6-way Recording!

The SR-DVM70 records three formats in both directions to enable 6-way recordings with DV/MPEG2 real-time encoding.

Playback/Recording/And So Many Other Possibilities

■ Various Playback/Recording Formats

The SR-DVM70 can record and playback various DV, DVD and CD discs as well as to and from the HDD. Please refer to the specifications for further details.

Compatible Video Sources

DV IN: Digital hardware (NLE system with DV out, player/recorder with DV out). **Y/C or composite IN:** Analog hardware (VHS/S-VHS deck, VCR with YC or composite OUT). **MiniDV cassettes**.

■ Multi-format Capability (DVD)

The SR-DVM70 is capable of recording and playing back different DVD formats such as DVD-R, DVD-RW, or DVD-RAM.

■ Auto Error Correction System

Reduces annoying block noise that may occur when playing back DV and DVCAM™ tapes.

DVCAM™ is a trademark of Sony Corporation.

■ DVCAM Playback (MiniDV)

The SR-DVM70's MiniDV deck is capable of playing back DVCAM tapes recorded on the small DVCAM cassette. Recordings can be dubbed to the DVD or HDD, preserving the high quality expected from digital video and professional DV sources.

■ RS-232C Interface

An RS-232C control interface equipped with a standard DB9 connector is available for the following basic functions, making it useful for any home-theater or professional application.



- ON/OFF
- Recorder Select
- Play
- Stop
- Fast Forward
- Rewind
- Still
- Record
- Pause
- Eject

■ Video Output Terminal with BNC Connector (Composite)

■ External Wired Remote Terminal

■ Auto Full Repeat Discs can be Made

■ Last Function Memory and Mode Lock
The SR-DVM70 is fully equipped with beneficial video editing functions that improve efficiency in the professional production environment. For example, Last Function Memory stores the last function performed in the memory and always resumes operation from that point while Mode Lock helps to protect against unintentional erasure of recordings.

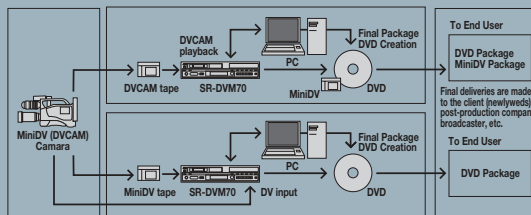
■ Totally Suppressed OSD Function


Key Applications

The SR-DVM70 will produce a professional-looking, high-quality DVD with smooth video edits, chaptering, and menu backgrounds whatever the original video source material may be. What's more, the SR-DVM70 simplifies DVD disc creation of finished video material in a highly professional manner without making it necessary for the user to have high PC or editing skills. Here are some key applications:

■ Professional Photographer of Events such as Weddings

- Creation of "approval copies" for local distribution and reviewing
- DVD copy of the final video program from NLE
- Rapid reproduction of multiple DVD copies at 8x speed





HDD Editing

160GB HDD

The 160GB hard disk drive offers high-storage capacity with extended recording times of up to 300 hours*.

*When recorded in FR480 mode

Play-list Editing

Video recorded on the hard disk drive can easily be divided into different sections via the play-list editing screen. Convenient non-linear editing can also be performed by placing a video in the play list, inserting in and out points within desired scenes while previewing the video and shuffling scenes by arranging the play list in the preferred order. From the chapter setup screen, the desired chapter number can be set while previewing the thumbnails of each scene, and scene editing is possible using a play list created from these chapter numbers.

Easy Program Dubbing

Using the index navigation screen and simply selecting programs in the desired order enables easy program-based editing & dubbing when dubbing between DVD and HDD.

Live Memory Playback Function

To increase overall efficiency and allow checking of material when recording a master video onto the hard disk drive, Live Memory Playback Function allows playback of recorded material from any desired point. This function can also be used while recording onto DVD-RAM disc.



DVD Dubbing

Bit-rate Optimizer for HDD to DVD Recording

This system analyzes the content as it is recorded on the HDD and then assigns optimum bit rates – low for simple scenes, high for complicated scenes – to ensure optimum picture quality while calculating disc capacity.


Selectable Recording Times and Data Rates

Depending on the application, the most appropriate recording time and data rate can be selected. Copying of synchronized-edited material from HDD to DVD is normally performed at single speed (x1); however, this can be increased eightfold*. This means that by copying the synchronized-edited recording first to the DVD-R, then back to the HDD, and finally dubbing it at normal speed, reproduction of DVD discs can be performed up to eight times quicker.

*When copied to DVD-R at the maximum recording speed: 64 times in FR 480 mode.

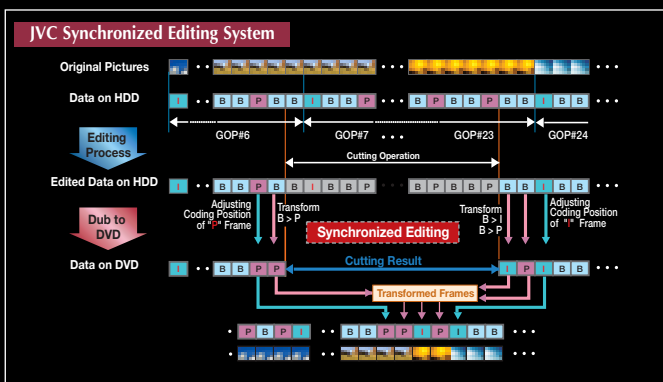
18 Original Background Patterns (DVD)

The SR-DVM70 features 18 original background patterns that are available for convenient DVD video production. Selecting the desired menu and then inserting titles and chapter scenes help to simplify what could otherwise be a complex DVD authoring process.



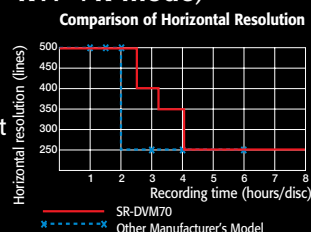
Synchronized Editing System for Direct Dubbing from HDD to DVD

Using the Synchronized Editing System function, video data that has been edited on the hard disk of the SR-DVM70 can be transferred digitally to a disc in the DVD recorder, helping to preserve picture quality and ensuring that DVD playback will be seamless with no visible edit points. This is made possible by effective use of the intra-coded picture (I), predictive-coded picture (P), and bidirectionally predictive-coded picture (B) frame information within each Group of Pictures (GOP) during editing operations. The I and P frames contain information that determines picture quality and by maintaining their position within the GOP, it is possible to minimize degradation when dubbing so there are no "freeze" pauses at edit points during DVD playback for a smooth and natural, high-quality DVD recording.



Extended Recording with High-resolution Pictures (DVD-RAM/DVD-RW VR mode)

Horizontal resolution in the LP (4-hour) mode of a conventional DVD recorder is approximately 250 lines (1/2D1) but the SR-DVM70 provides more than 350 lines (2/3D1). Content that is longer than 2 hours can be recorded on a disc without any decrease in picture quality.



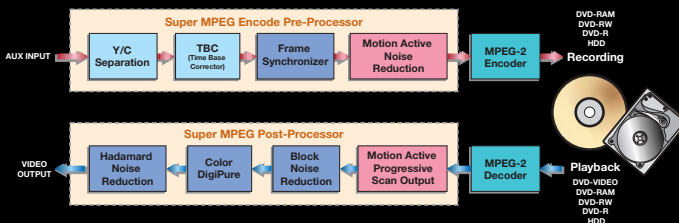
Super MPEG Processors

Pre-processor (HDD/DVD)

When recording from analog sources, effective noise reduction is applied before MPEG-2 encoding to guarantee superior quality images.

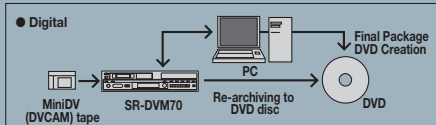
Post-processor (HDD/DVD)

Several noise reduction features work together to clean up the image. Block noise reduction cuts "block noise" caused by MPEG-2 compression, Color DigiPure reduces 3D color noise, and Hadamard noise reduction eliminates "mosquito noise" from any DVD.



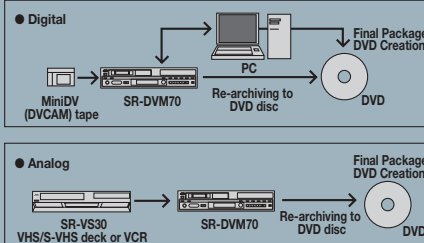
Video Production Studios or Broadcasters

- Re-archiving digital tape masters (DV/DVCAM tape)
- Linear to non-linear conversion
- DVD copy of the final video program from NLE



Academic or Corporate Program Creator

- Creation of "approval copies" for local distribution and reviewing
- Re-archiving from analog tapes





Product View

Front Panel



Rear Panel



GY-DV5100

3-CCD 1/2-inch IT Professional DV Camcorder with Standard and MiniDV cassette compatibility



Specifications

MiniDV		
Format	DV format Rec / Play, DVCAM (Playback only)	
Cassette		
	MiniDV cassette	
Maximum Recording Times		
SP	80 mins, with M-DV80ME cassette	
LP	120 mins, with M-DV80ME cassette	
Audio Recording System		
	PCM 48kHz, 16-bit (2-ch) / 32kHz, 12-bit (4-ch)	
DVD		
Format		
	MPEG2	
DVD-R	Rec / Play	
DVD-RW (VR mode, Video mode)	Rec / Play	
DVD-RAM	Rec / Play	
CDDA	Play	
VCD	Play	
CD-R	Play: JPEG/MP3	
CD-RW	Play: JPEG/MP3	
Recording Times: (4.7 GB DVD) Max: 8 Hours		
	Nominal bit rate	Approx. duration
XP	Approx. 10 Mbps	1 hr.
SP	Approx. 5 Mbps	2 hrs.
LP	Approx. 2.5 Mbps	4 hrs.
EP	Approx. 1.6 Mbps	6 hrs.
FR60-480	Variable*	1 - 8 hrs.
Audio Recording System		
	Dolby Digital 2ch, Linear PCM (XP mode only)	
Hard Disk Drive		
Capacity	160 GB	
Format	MPEG2	
Recording Times: (160 GB HDD) Max 300 Hours		
	Nominal bit rate	Approx. duration
XP	Approx. 10 Mbps	34 hrs.
SP	Approx. 5 Mbps	69 hrs.
LP	Approx. 2.5 Mbps	138 hrs.
EP	Approx. 1.6 Mbps	209 hrs.
FR60-480	Variable*	34 - 300 hrs.

Audio Recording System			Dolby Digital 2ch, Linear PCM (XP mode)	
General				
Inputs/Outputs		In/Out	Location	
Composite Video Output (via BNC) x 1		MiniDV, DVD, HDD	rear	
DV In/Out (i.LINK**) x 1	Input	MiniDV, DVD, HDD	front	
	Output	MiniDV	front	
S-Y/C Input x 2		MiniDV, DVD, HDD	front/rear	
S-Y/C Output x 2		MiniDV, DVD, HDD	rear x 1	DVD, HDD rear x 1
Video/Audio L,R (via RCA) x 2	Input	MiniDV, DVD, HDD	front/rear	
	Output	MiniDV, DVD, HDD	rear x 1	DVD, HDD rear x 1
Y-Pb-Pr Output (via RCA) x 1		DVD, HDD	rear	
Optical Digital Audio Out x 1		DVD, HDD	rear	
Coaxial Digital Audio Out x 1		DVD, HDD	rear	
Wired RCU Terminal x 1		MiniDV, DVD, HDD	rear	
RF Input x 1		DVD, HDD	rear	
RS-232C	Input/Output	MiniDV, DVD, HDD	rear	
Provided Accessories			<ul style="list-style-type: none"> • Infrared Remote Controller Unit x 1 • A/V Cable x 1 • RF Cable x 1 • AAA Battery x 2 	
Power Requirements			AC 120V, 60Hz	
Dimensions (W x H x D)			17-1/8" x 3-3/4" x 14-5/8" (435mm x 96mm x 372mm)	
Weight			13.7lbs (6.2 kg)	

* The amount varies depending on the selected time


** i.LINK is a trademark of Sony Corporation.

E. & O.E. Design and specifications are subject to change without notice. All brand or product names may be trademarks and/or registered trademarks of their respective owners. Any rights not expressly granted herein are reserved. Some accessories may not be available in certain areas.

Copyright © 2005 Victor Company of Japan, Limited (JVC). All Rights Reserved.

Dimensions

SR-DVM70



JVC

DISTRIBUTED BY



Solstice Technologies

For more information call toll free 1-866-357-4321 or e-mail: <mailto:sales@solstice-inc.com>

Ph: 240-235-0602 Fax: 240-359-4090